



Smart Line Digital Panel With 50" Samsung Screen White

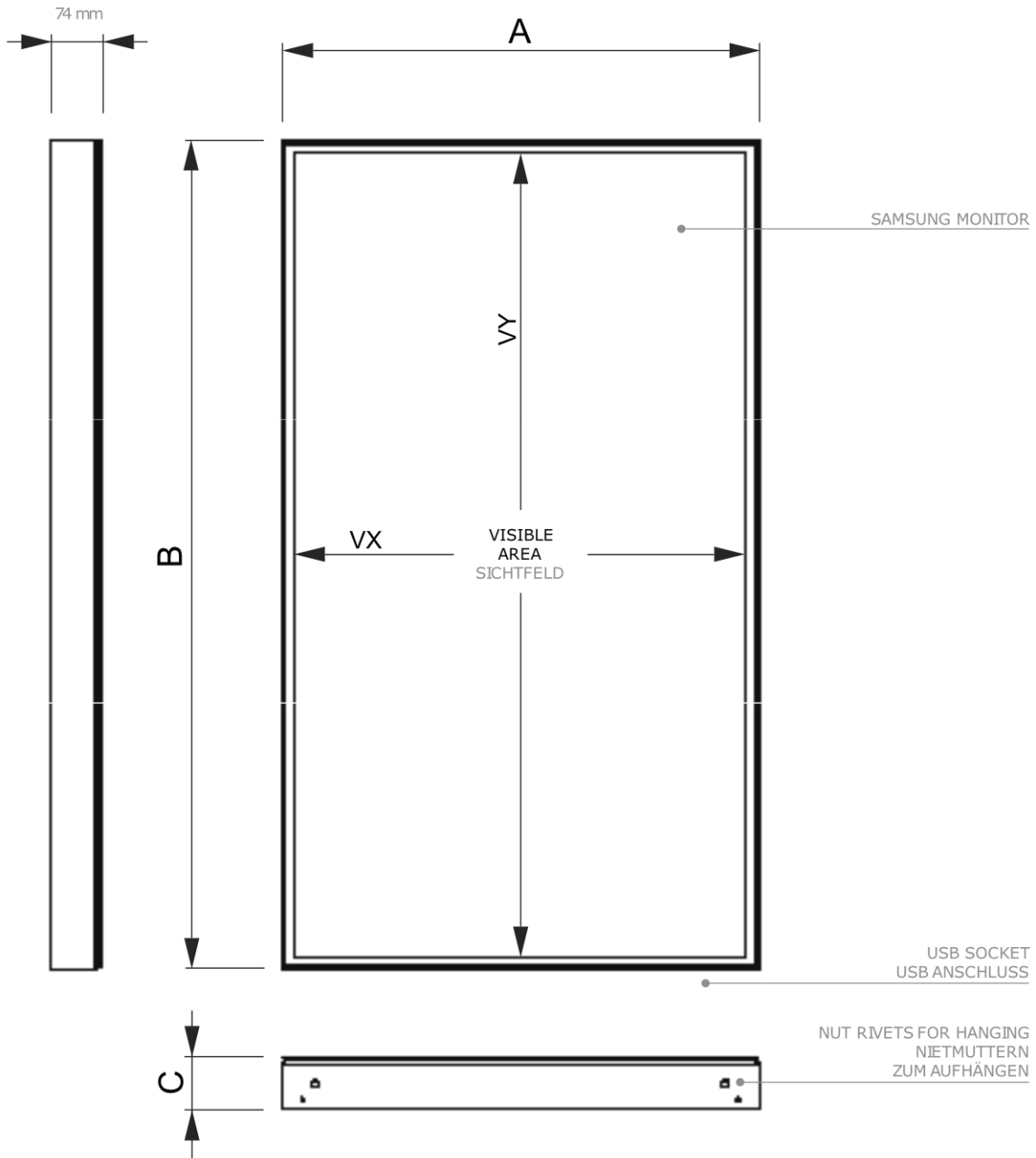
DITWALL50C9003ESF



- **Elegant frameless design**
 - **Easy wall mounting**
 - **Suitable for both portrait and landscape orientation**
 - **Possibility for hanging with the optional suspension set**
- Suspension Set not included***

Smart Line Digital Panel With 50" Samsung Screen White

DITWALL50C9003ESF



ACCESSORIES
ZUBEHÖR



(DITWALLHS)
SUSPENSION SET
ABHÄNGESET

Smart Line Digital Panel With 50" Samsung Screen White

DITWALL50C9003ESF

GENERAL INFO

SKU	Sizes (mm) (A x B x C)	Format (mm)	Visible size (mm) (VXxVY)	Hole spacing (mm) (XxY)
DITWALL50C9003ESF	652 x 1130 x 78	50"	615,6 x 1094,4 mm	-

Orientation	Weight (kg)
Vertical	27,00

MONITOR SPECIFICATIONS

Monitor type	LCD Size	Ratio	Resolution (px)	Contrast	Monitor dimensions (mm) (WxHxD)
Samsung QM50C	50"	16:9	3840 x 2160	1200:1	1124,1 x 644,8 x 28,5

Response Time (ms)	Nit (nt)	Operating time	Operating system	Touch monitor	Touch foil
8	500	24/7	Tizen	No	No

Wattage (W)
132 W

PACKAGING INFORMATION

Packaging unit 1 (mm)	Packaging unit 2 (mm)	Packaging unit 3 (mm)
1200 x 720 x 160	-	-

Palette number of pieces	Palette weight (kg)	Palette type
8	256	EUR

ADDITIONAL INFORMATION

Product certifications	EAN
No	8596052182600